

Weka 01/03 - 08/03/2021

Section I		
SECTION NC NO:		NC NO:
Details of Non-conformance: <i>No trends identified</i>		
Immediate action: <i>See attachments.</i>		
Classification of NC Major <input type="radio"/> Minor <input type="radio"/>	Reference no of relevant guide/Standard/requirement	Was test halted? Yes <input type="radio"/> NO <input type="radio"/> Signature/Date:
Name of reporter/Identifier:	Date:	Signature: <i>[Signature]</i>
Section II (Attach Supporting Evidence)		
Root Cause:		
Corrective Action(s) taken: YES <input checked="" type="radio"/> NO <input type="radio"/>		
Date: <i>18/03/21</i> Sign: <i>[Signature]</i> (HOS/QO)		
Resumption of testing YES <input type="radio"/> NO <input checked="" type="radio"/>		
Date: _____ Sign: _____ (lab director/manager)		
Section III (Attach Supporting Evidence)		
Effectiveness Corrective Action effective: YES <input type="radio"/> NO <input type="radio"/>		
Comment:		
Quality Officer/HOS Signature: <i>[Signature]</i> Date:		

Proteus Laboratory

Equipment and Analyzer Action Log

Name: AV 480

SIN: 2121907

Date	Problem	Action Taken	Resolved (Y/N)	Sign
04/03/21	Na - recalibrated > 2SD.	Re-calibrated Na, & rerun QL.	Yes	<i>[Signature]</i>
04/03/21	CO2 - shifted after → new cal put in use. calibration (daily cal done) POS bias noted	Calculated % difference using 3 sample. → acceptable see 1QL file (attachment)	Yes	<i>[Signature]</i>
03/01/21	HDL / LDL. see (attachment)	→ QL on bias but results acceptable due % difference.	Yes	<i>[Signature]</i>
03/0	↳ New reagent run % difference using 3 samples	put in. Action taken was calibrated & rerun		
	NO trends	Identified		

[Signature] 15/03/21

Device No. 2121907

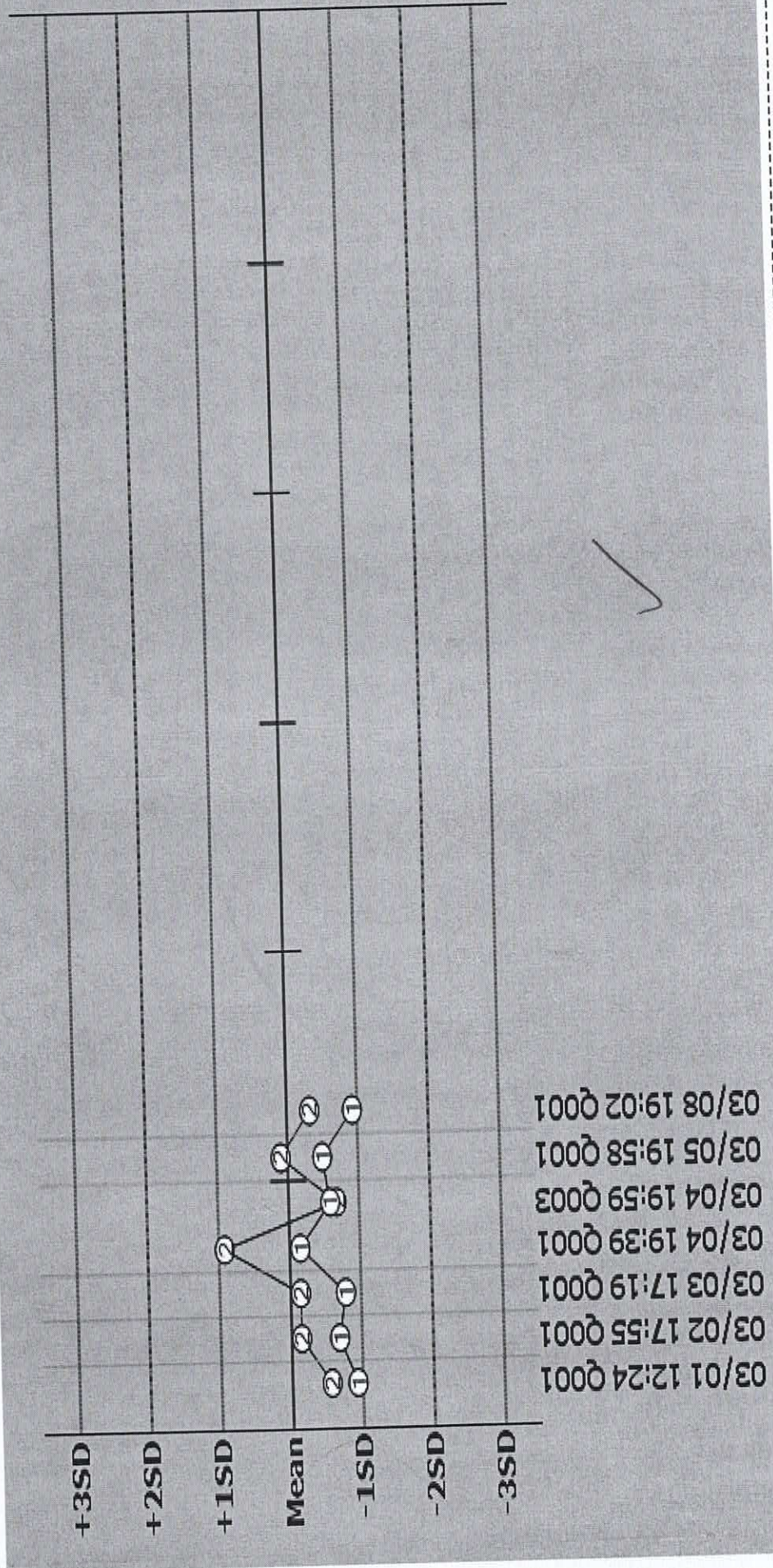
Print Time [03/10/2021 15:40]

QC Monitor - Daily Chart

Type Serum

Index 03/01/2021 11:50 - 03/08/2021 17:04

99.C1
Graph



Device No. 2121907

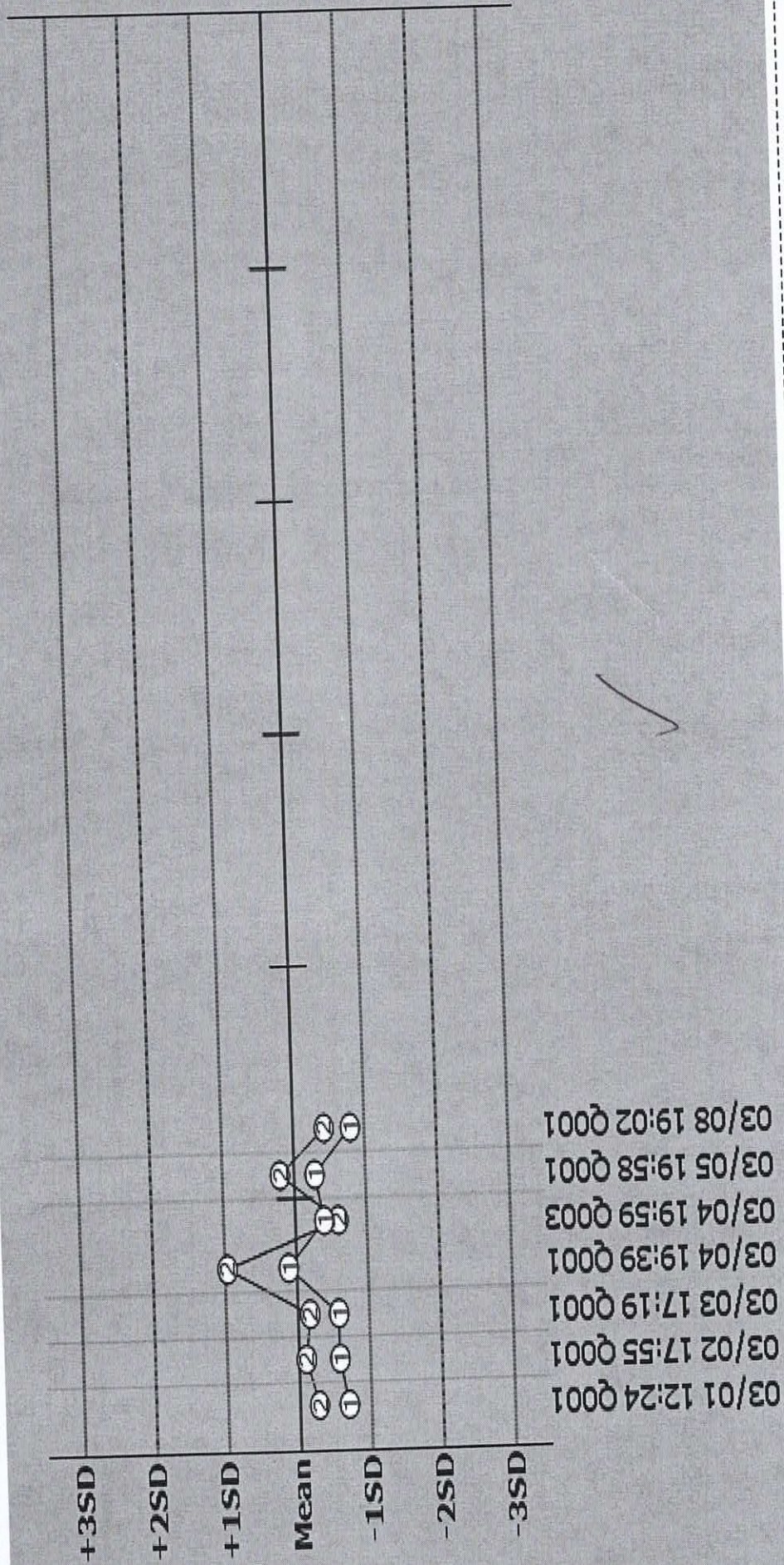
Print Time [03/10/2021 15:40]

QC Monitor - Daily Chart

Type Serum

Index 03/01/2021 11:50 - 03/08/2021 17:04

98.K
Graph



Device No.2121907


Print Time [03/10/2021 15:40]

QC Monitor - Daily Chart

Type Serum

Index 03/01/2021 11:50 - 03/08/2021 17:04

97.Na
Graph



03/01 12:24 Q001
03/02 17:55 Q001
03/03 17:19 Q001
03/04 19:39 Q001
03/04 19:46 Q002
03/04 19:59 Q003
03/05 19:58 Q001
03/08 19:02 Q001



Device No.2121907


Print Time [03/10/2021 15:40]

QC Monitor - Daily Chart

Type Serum

Index 03/01/2021 11:50 - 03/08/2021 17:04

73.TBILPC
Graph



03/01 12:24 Q001
03/02 17:55 Q001
03/03 17:19 Q001
03/04 19:39 Q001
03/05 19:58 Q001
03/08 19:02 Q001



Device No.2121907


Print Time [03/10/2021 15:40]

QC Monitor - Daily Chart

Type Serum

Index 03/01/2021 11:50 - 03/08/2021 17:04

71.DBILPC
Graph



Device No. 2121907

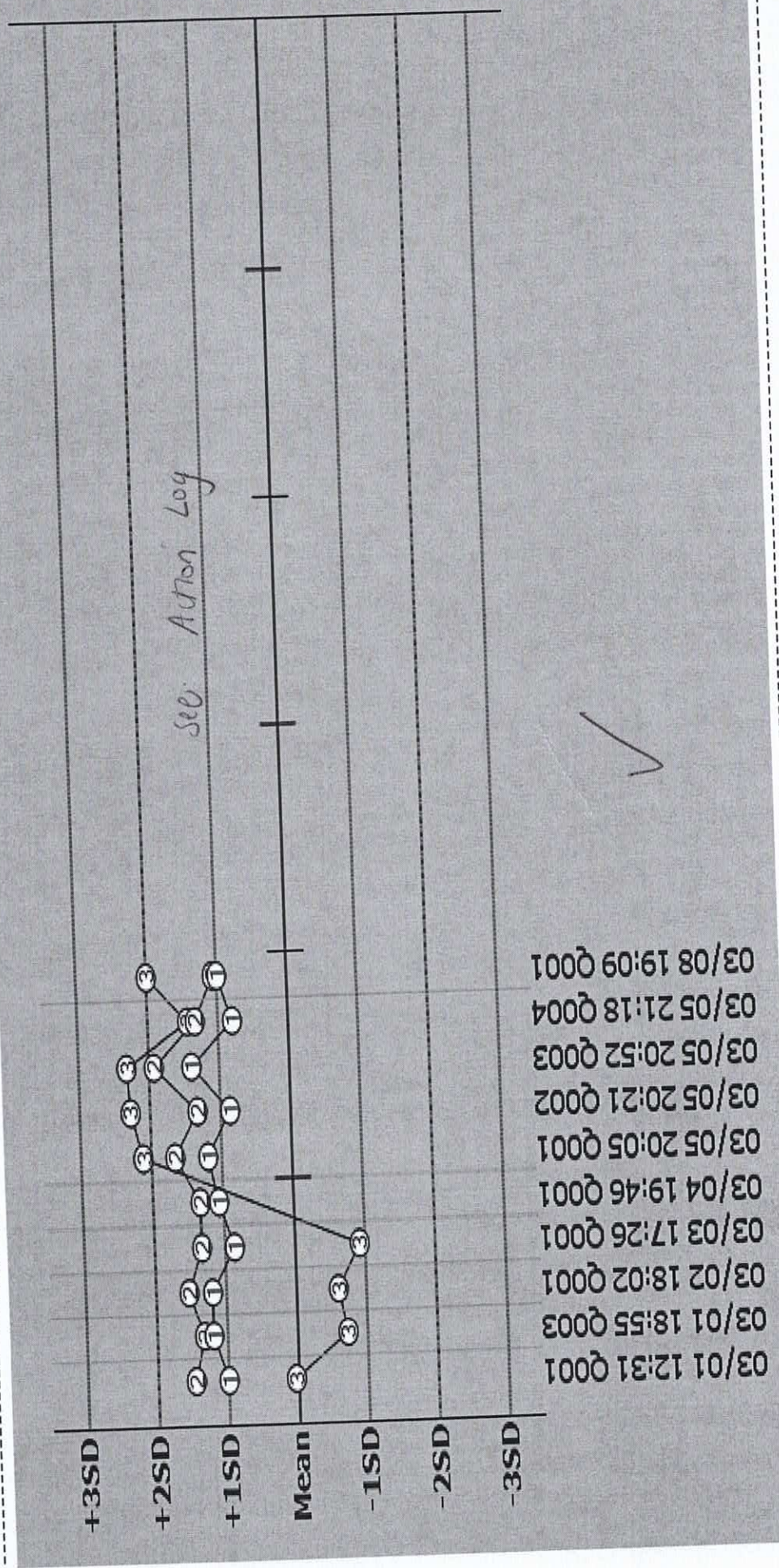
Print Time [03/10/2021 15:40]

QC Monitor - Daily Chart

Type Serum

Index 03/01/2021 11:50 - 03/08/2021 17:04

38.CO2 Graph



Device No. 2121907

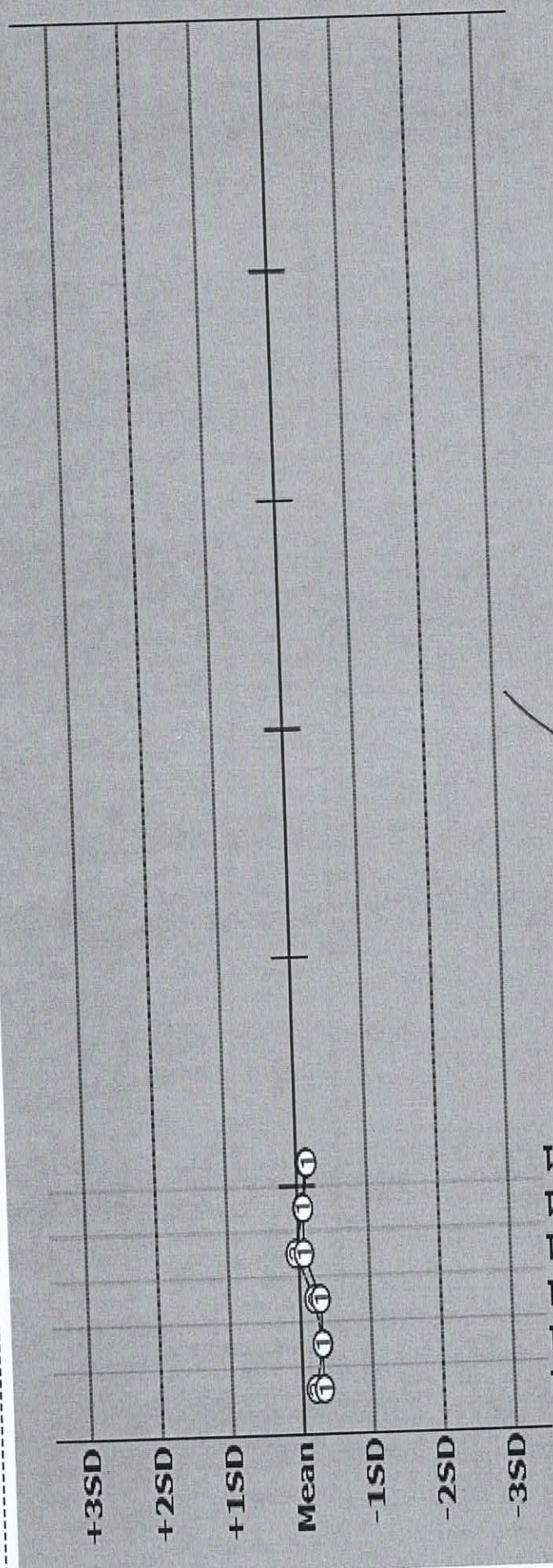
Print Time [03/10/2021 15:40]

QC Monitor - Daily Chart

Type Serum

Index 03/01/2021 11:50 - 03/08/2021 17:04

36.CRE-E
Graph



03/01 12:24 Q001
03/02 17:55 Q001
03/03 17:19 Q001
03/04 19:39 Q001
03/05 19:58 Q001
03/08 19:02 Q001

Device No.2121907

Print Time [03/10/2021 15:40]

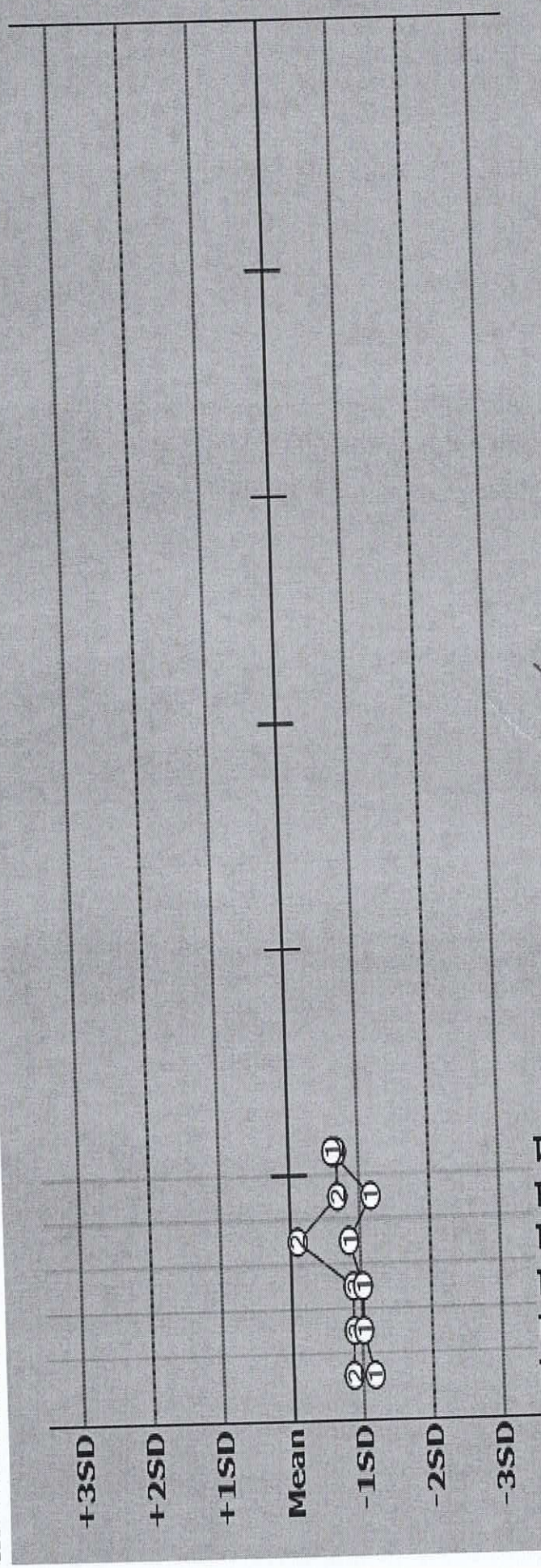
QC Monitor - Daily Chart

Type Serum

03/01/2021 11:50 - 03/08/2021 17:04

Index

35.CHOL
Graph



Device No.2121907

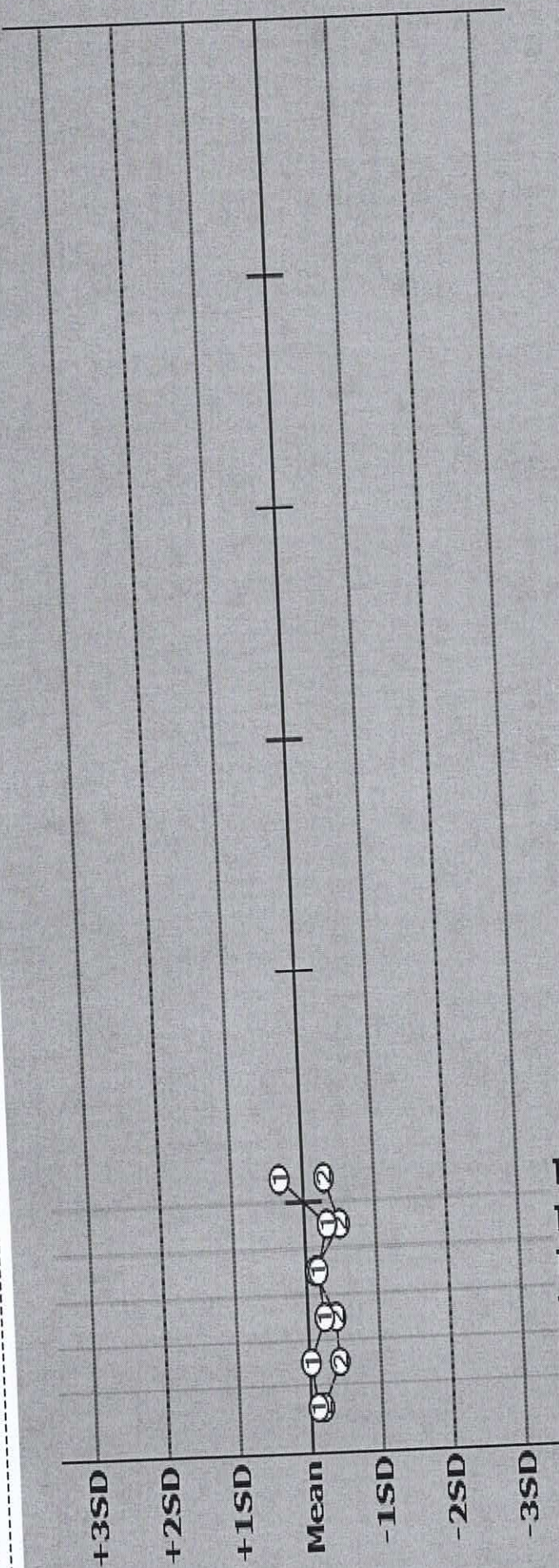
Print Time [03/10/2021 15:40]

QC Monitor - Daily Chart

Type Serum

Index 03/01/2021 11:50 - 03/08/2021 17:04

34.AST
Graph



03/01 12:24 Q001
03/02 17:55 Q001
03/03 17:19 Q001
03/04 19:39 Q001
03/05 19:58 Q001
03/08 19:02 Q001

Device No. 2121907

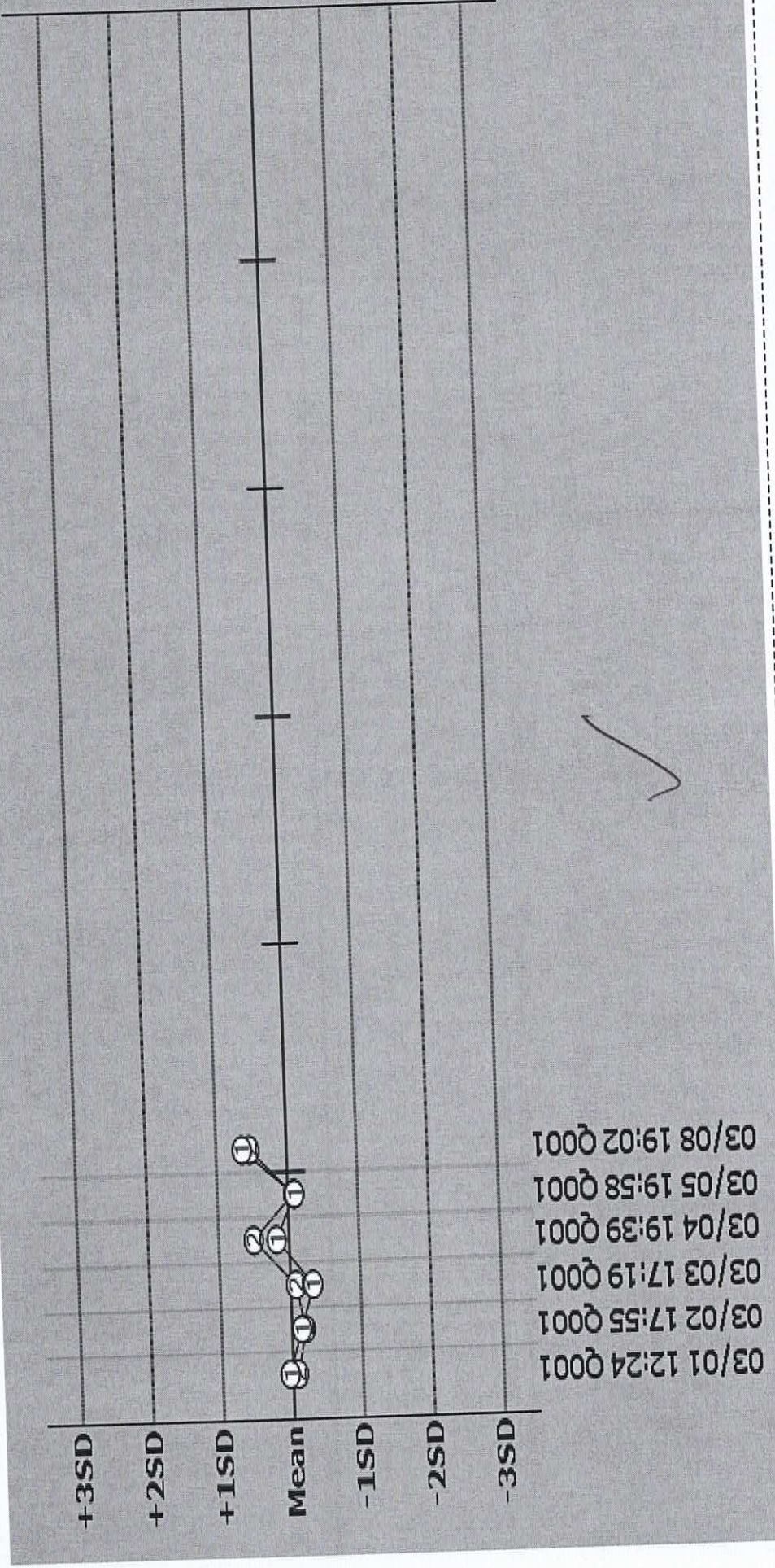
Print Time [03/10/2021 15:40]

QC Monitor - Daily Chart

Type Serum

Index 03/01/2021 11:50 - 03/08/2021 17:04

33.TP
Graph



Device No. 2121907

Print Time [03/10/2021 15:40]

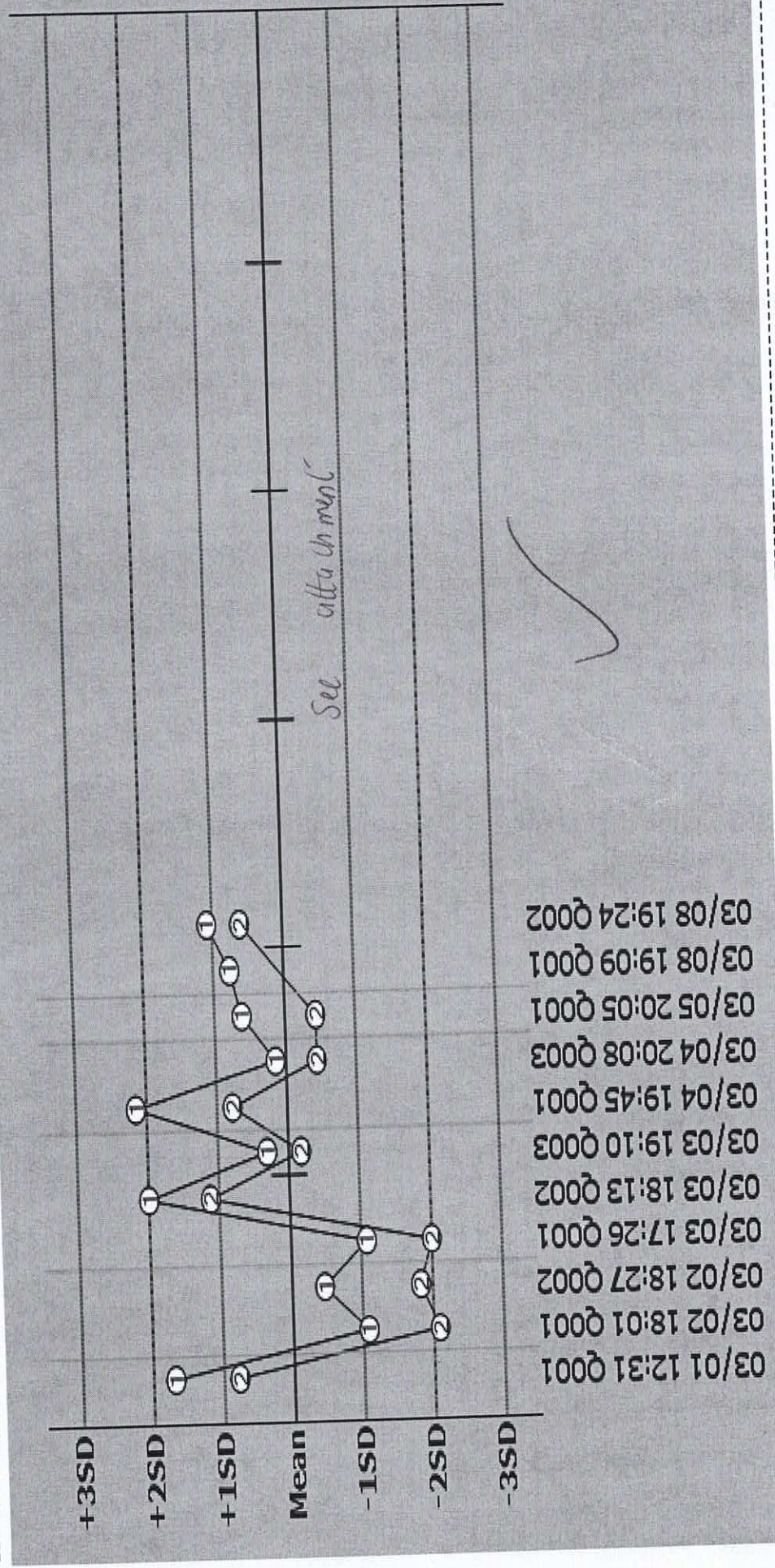
QC Monitor - Daily Chart

Type Serum

03/01/2021 11:50 - 03/08/2021 17:04

Index

27.HDL Graph



Device No.2121907

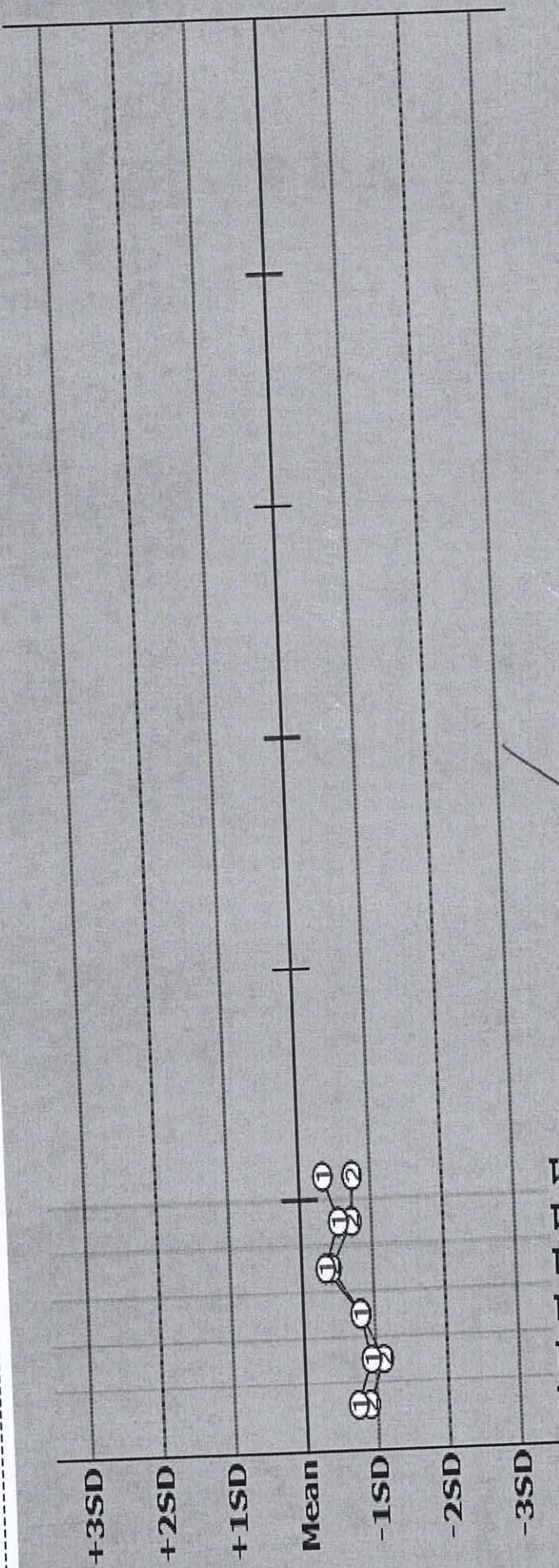
Print Time [03/10/2021 15:40]

QC Monitor - Daily Chart

Type Serum

Index 03/01/2021 11:50 - 03/08/2021 17:04

26.TRIG
Graph



03/01 12:24 Q001
03/02 17:55 Q001
03/03 17:19 Q001
03/04 19:39 Q001
03/05 19:58 Q001
03/08 19:02 Q001

Device No. 2121907


Print Time [03/10/2021 15:40]

QC Monitor - Daily Chart

Type Serum

Index 03/01/2021 11:50 - 03/08/2021 17:04

24.AMY
Graph



Device No.2121907

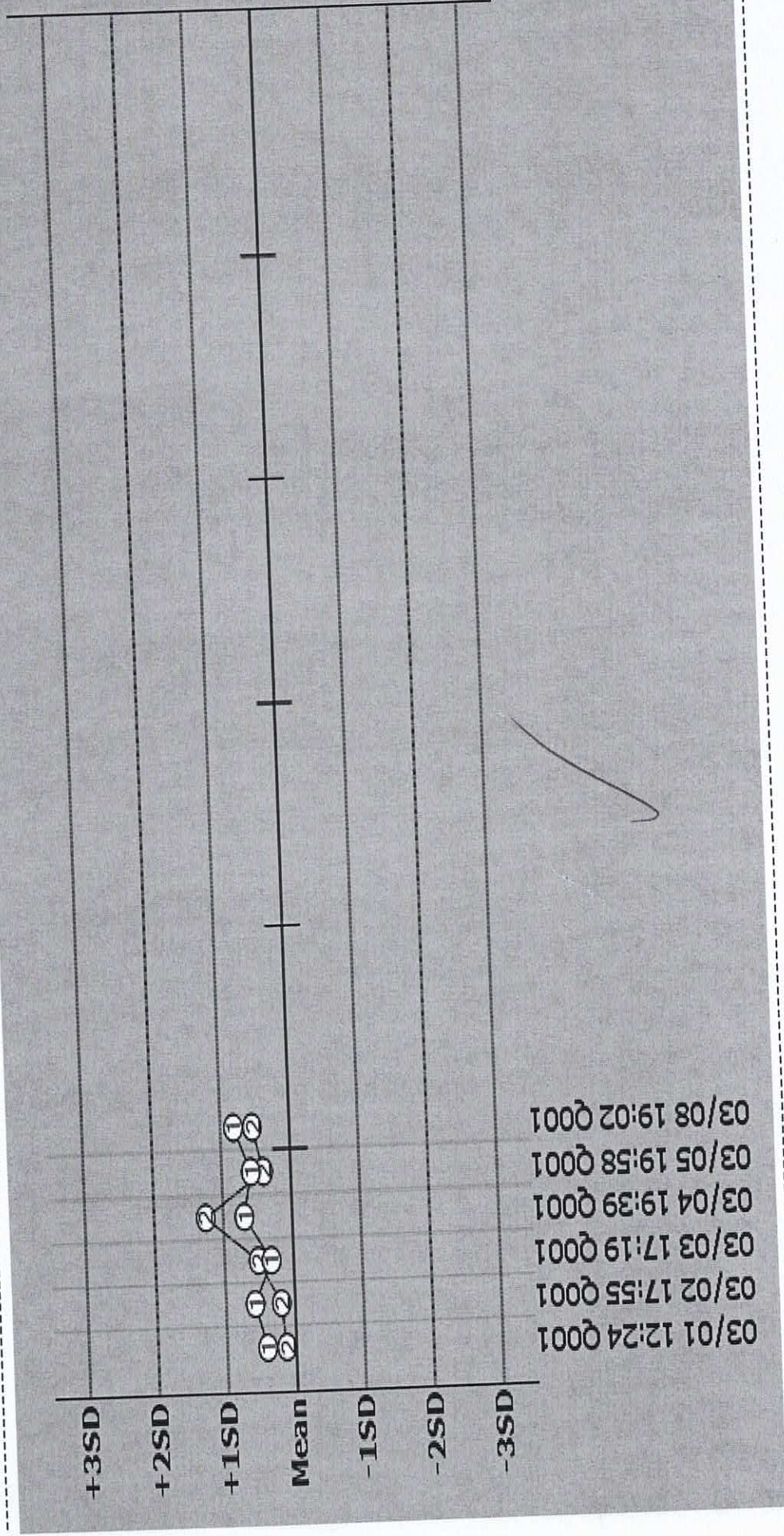
Print Time [03/10/2021 15:40]

QC Monitor - Daily Chart

Type Serum

Index 03/01/2021 11:50 - 03/08/2021 17:04

23.GLUC
Graph



Device No. 2121907


Print Time [03/10/2021 15:40]

QC Monitor - Daily Chart

Type Serum

Index 03/01/2021 11:50 - 03/08/2021 17:04

22.UA
Graph



03/01 12:24 Q001
03/02 17:55 Q001
03/03 17:19 Q001
03/04 19:39 Q001
03/05 19:58 Q001
03/08 19:02 Q001

Device No. 2121907


Print Time [03/10/2021 15:40]

QC Monitor - Daily Chart

Type Serum

Index 03/01/2021 11:50 - 03/08/2021 17:04

21.CRP
Graph



Device No. 2121907


Print Time [03/10/2021 15:40]

QC Monitor - Daily Chart

Type Serum

Index 03/01/2021 11:50 - 03/08/2021 17:04

20.TRF
Graph



03/01 12:29 Q001
03/02 17:59 Q001
03/03 17:24 Q001
03/04 19:44 Q001
03/05 20:03 Q001
03/08 19:07 Q001

Device No.2121907


Print Time [03/10/2021 15:40]

QC Monitor - Daily Chart

Type Serum

Index 03/01/2021 11:50 - 03/08/2021 17:04

19.CK
Graph



Device No. 2121907


Print Time [03/10/2021 15:40]

QC Monitor - daily Chart


Type Serum

Index 03/01/2021 11:50 - 03/08/2021 17:04

18.AL
Graph



03/01 12:24 Q001
03/02 17:55 Q001
03/03 17:19 Q001
03/04 19:39 Q001
03/05 19:58 Q001
03/08 19:02 Q001



Device No. 2121907

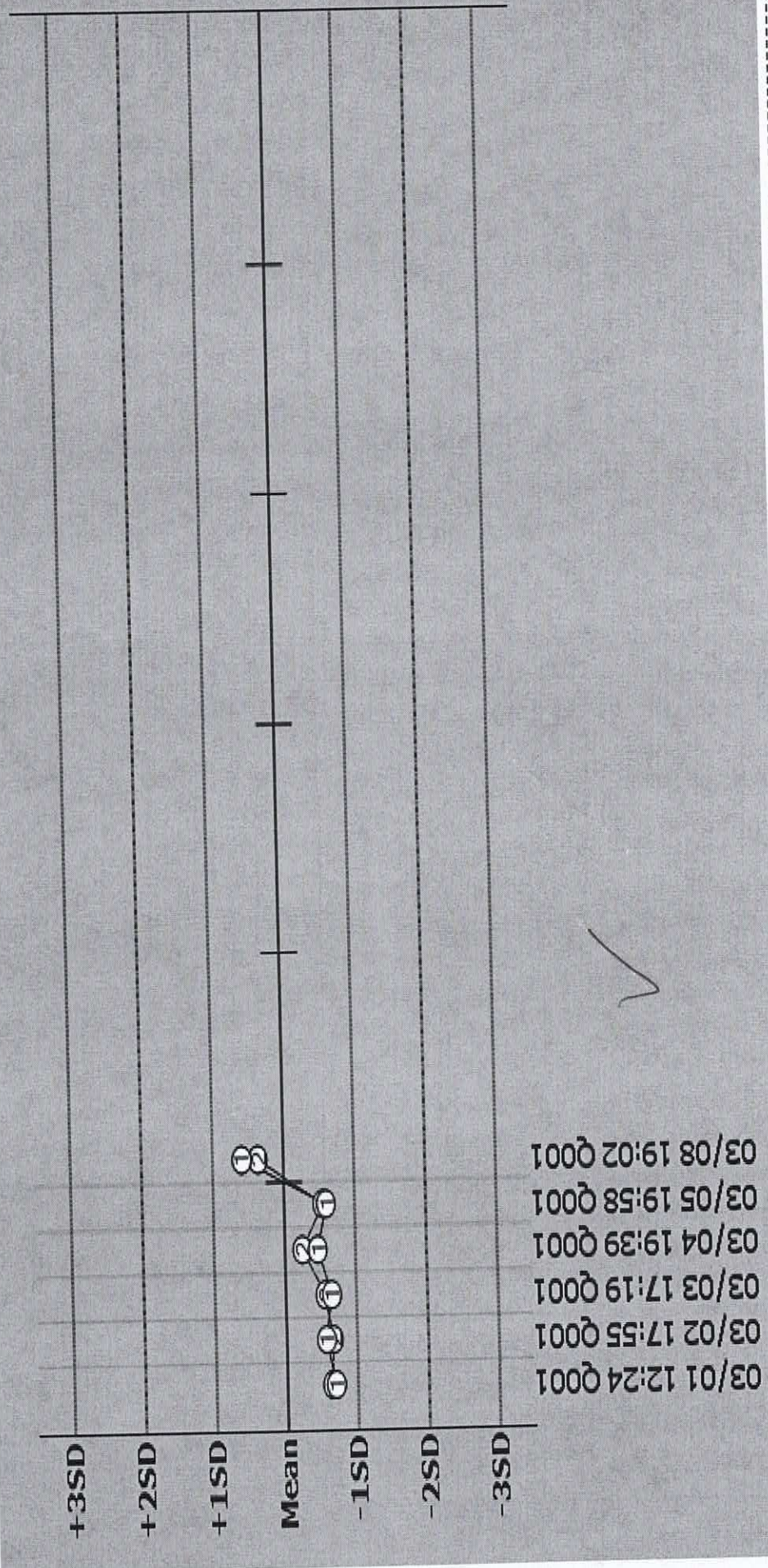
Print Time [03/10/2021 15:40]

QC Monitor - Daily Chart

Type Serum

Index 03/01/2021 11:50 - 03/08/2021 17:04

17. GGT
Graph



Device No.2121907


Print Time [03/10/2021 15:40]

QC Monitor - Daily Chart

Type Serum

Index 03/01/2021 11:50 - 03/08/2021 17:04

16.ALT
Graph



Device No. 2121907

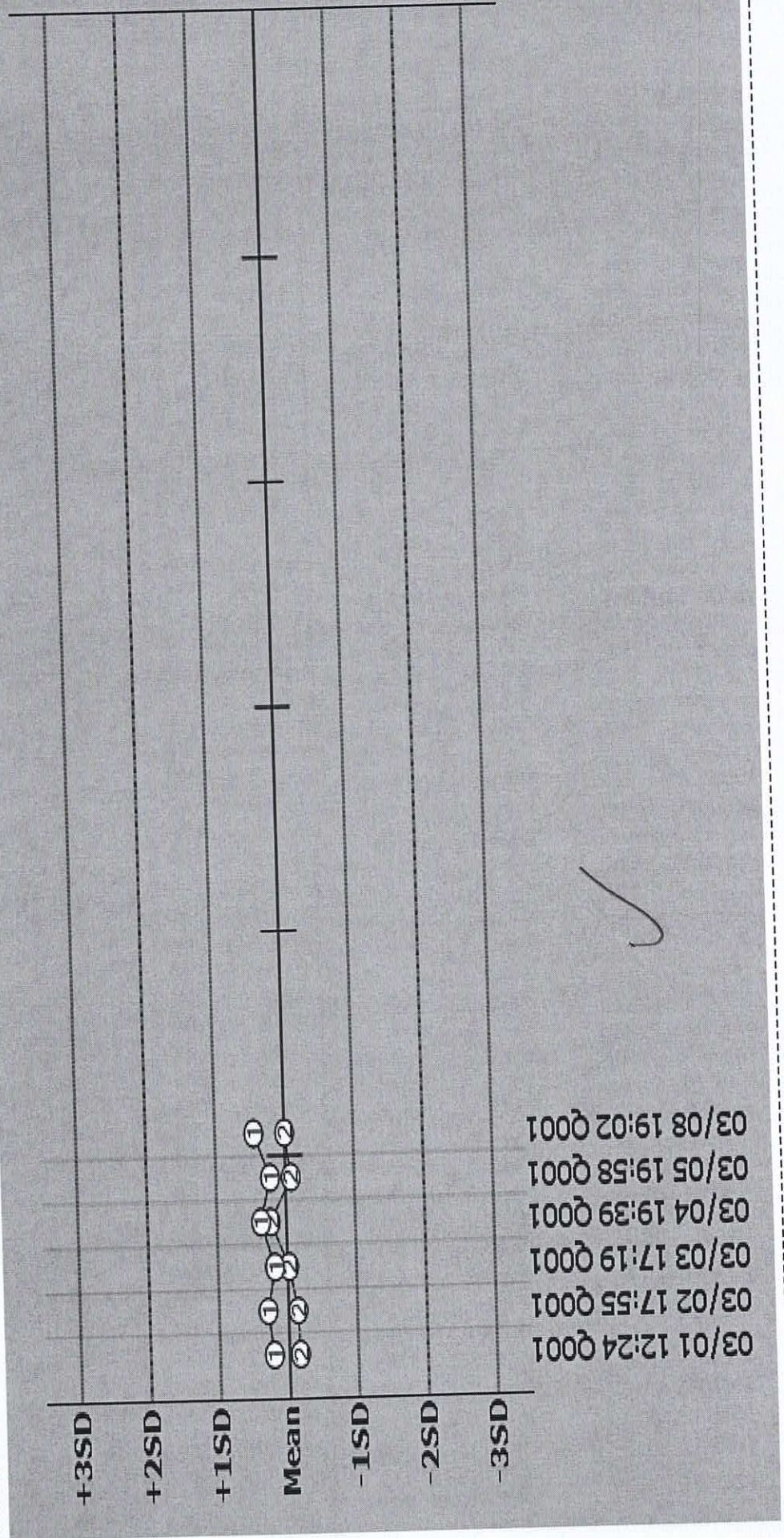
Print Time [03/10/2021 15:40]

QC Monitor - Daily Chart

Type Serum

Index 03/01/2021 11:50 - 03/08/2021 17:04

13.ALB
Graph



Device No.2121907


Print Time [03/10/2021 15:40]

QC Monitor - Daily Chart

Type Serum

Index 03/01/2021 11:50 - 03/08/2021 17:04

12.CA
Graph



Device No. 2121907

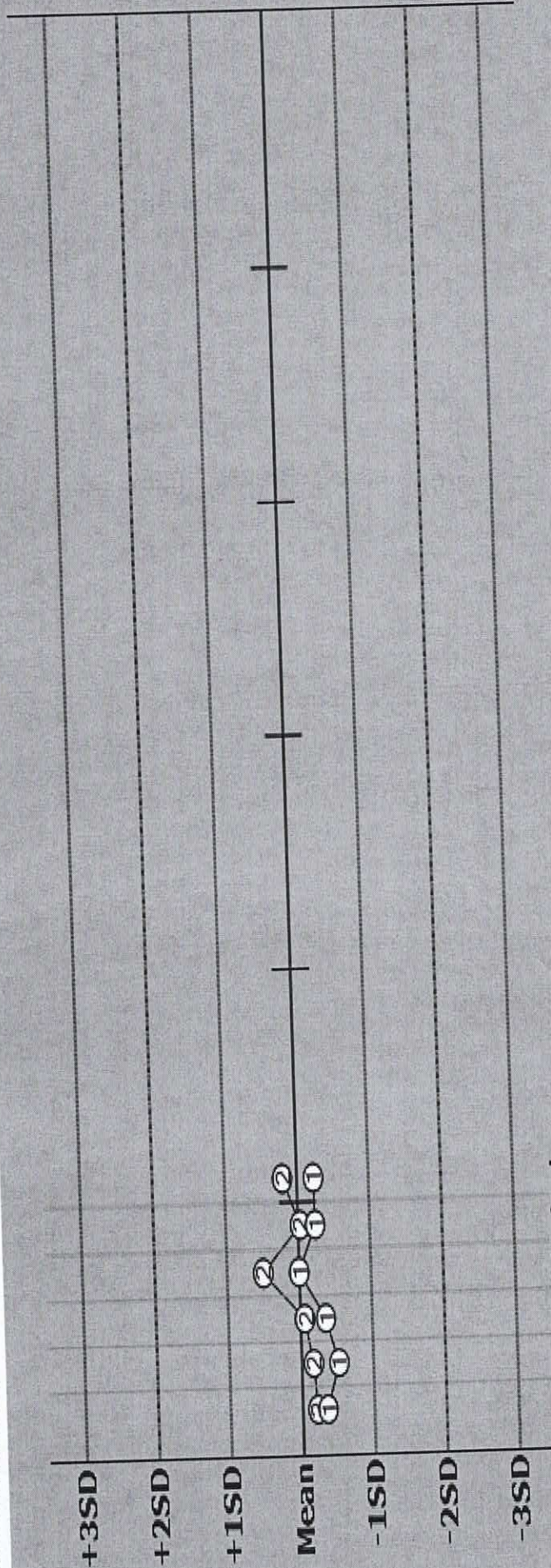
Print Time [03/10/2021 15:40]

QC Monitor - Daily Chart

Type Serum

Index 03/01/2021 11:50 - 03/08/2021 17:04

8.P04
Graph



Device No. 2121907

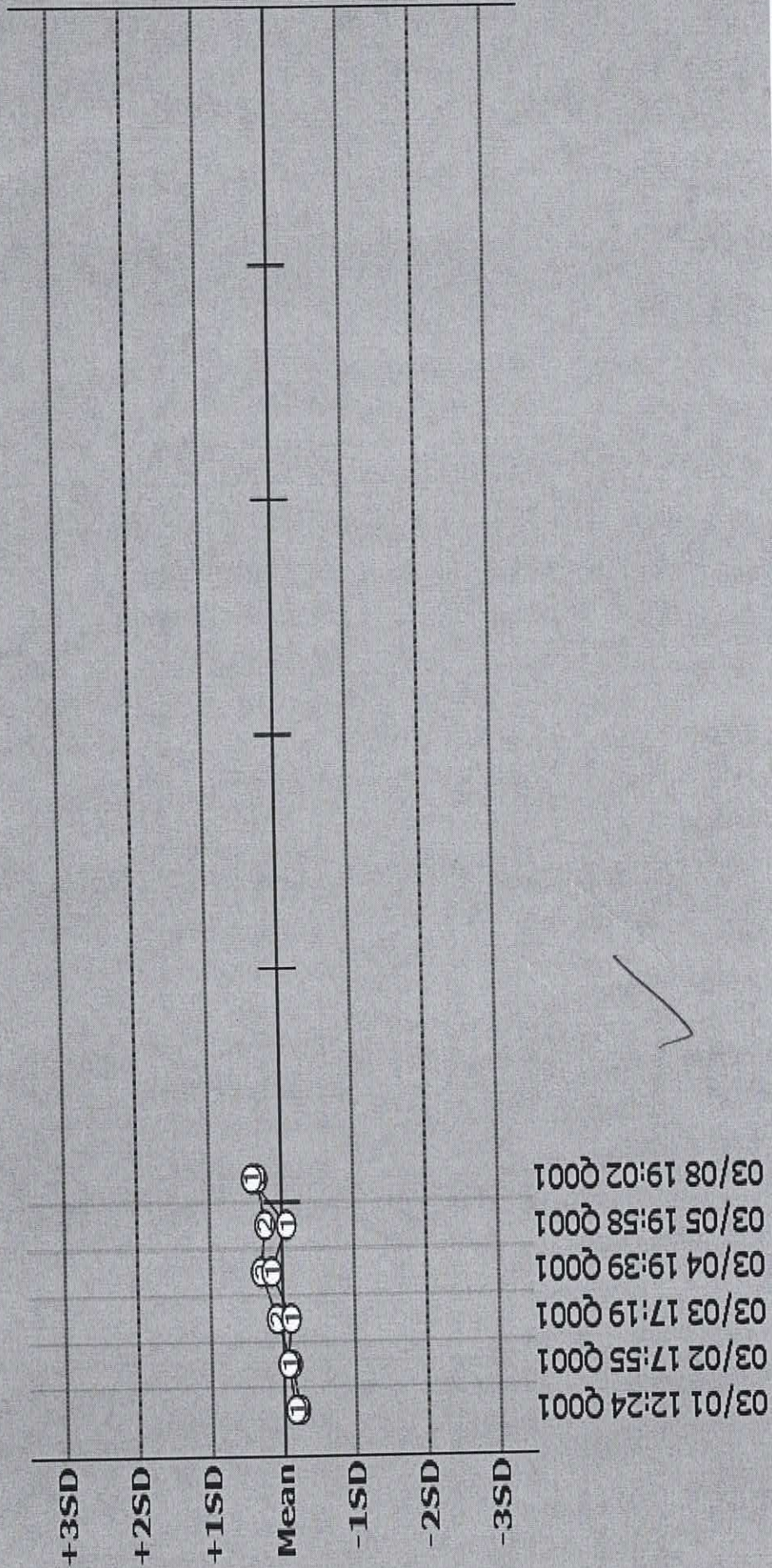
Print Time [03/10/2021 15:40]

QC Monitor - Daily Chart

Type Serum

Index 03/01/2021 11:50 - 03/08/2021 17:04

6.MG
Graph



Device No. 2121907

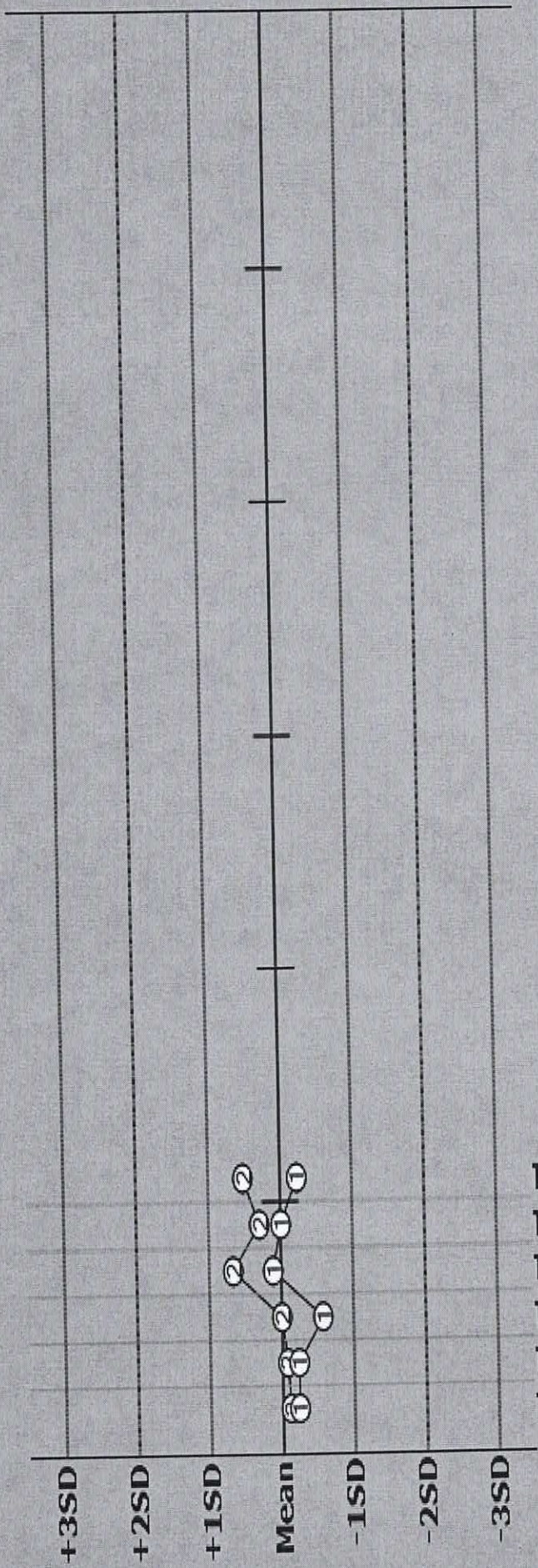
Print Time [03/10/2021 15:40]

QC Monitor - Daily Chart

Type Serum

Index 03/01/2021 11:50 - 03/08/2021 17:04

4.FE
Graph



03/01 12:24 Q001
03/02 17:55 Q001
03/03 17:19 Q001
03/04 19:39 Q001
03/05 19:58 Q001
03/08 19:02 Q001



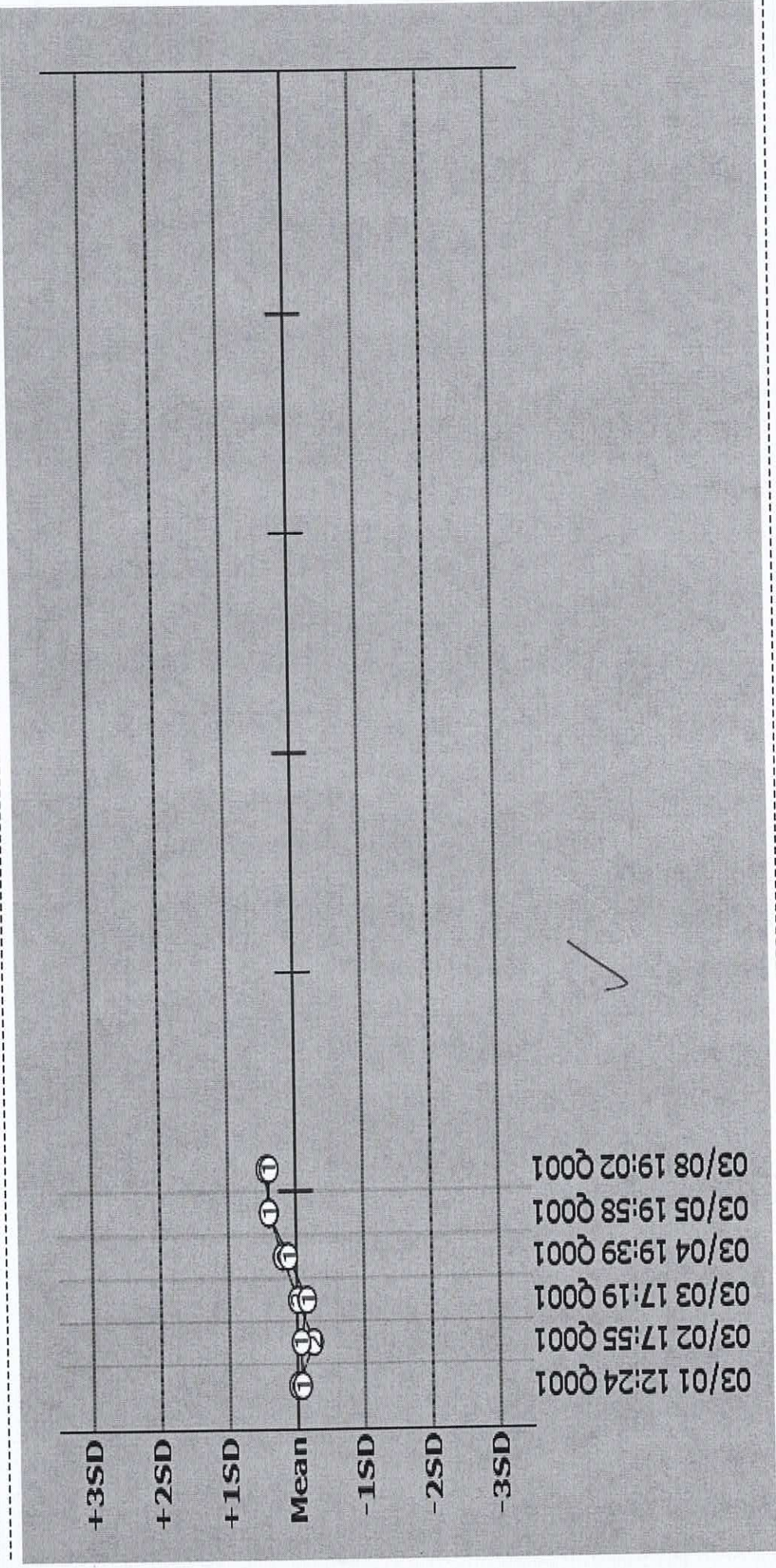
Device No. 2121907

Print Time [03/10/2021 15:40]

QC Monitor - Daily Chart

Index 03/01/2021 11:50 - 03/08/2021 17:04 Type Serum

3.BUN
Graph



Device No.2121907


QC Monitor - Daily Chart

Print Time [03/10/2021 15:40]

Index 03/01/2021 11:50 - 03/08/2021 17:04

Type Serum

2.RF
Graph



QC Monitor - Daily Chart

Print Time [03/10/2021 15:40]

Index 03/01/2021 11:50 - 03/08/2021 17:04

Type Serum

105.LDL
Graph

