

Section I		
SECTION NC NO:	NC NO: 106 (22-27 Feb)	
Details of Non-conformance: No trends were identified for week 22/02/2021 - 27/02		
Immediate action: See 106 CA form		
Classification of NC Major <input type="radio"/> Minor <input checked="" type="radio"/>	Reference no of relevant guide/Standard/requirement	Was test halted? Yes <input type="radio"/> NO <input checked="" type="radio"/> Signature/Date:
Name of reporter/Identifier:	Date: 27/02/2021	Signature: <i>[Signature]</i>
Section II (Attach Supporting Evidence)		
Root Cause: Action implemented was effective. 106 corrected.		
Corrective Action(s) taken: YES <input checked="" type="radio"/> NO <input type="radio"/>		
Date: 27/02/2021	Sign: <i>[Signature]</i>	(HOS/QO)
Resumption of testing YES <input checked="" type="radio"/> NO <input type="radio"/>		
Date: 27/02/2021	Sign: <i>[Signature]</i>	(lab director/manager)
Section III (Attach Supporting Evidence)		
Effectiveness Corrective Action effective: YES <input type="radio"/> NO <input type="radio"/>		
Comment: see 106 CA form		
Quality Officer/HOS Signature: <i>[Signature]</i>	Date: 27/02/2021	

Daily CA → 22/02 - 27/02/2021

Equipment and Analyzer Action Log

Name: AU480

SIN: 2121907

Date	Problem	Action Taken	Resolved (Y/N)	Sign
24/02/21	creat - shift L1 New control (L1) put in use	New L1 IQC put in use (monitor)	Yes	Ⓟ
24/02/21	TG - shift for (L1 +L2)	New IQC put in use (monitor)	Yes	Ⓟ
22-23/02	Amylase - problematic 23/02 (no patients)	Rerun IQC results acceptable	Yes	Ⓟ
23/02/21	IQC not acceptable > 2SD. (UK) 23/02.	Rerun with new IQC → results acceptable	Yes	Ⓟ
26/02/21	Mg > 2SD (L1) Random error.	Rerun L1 & L2 result acceptable	Yes	Ⓟ
28/02/21	Fe > 2SD (L1)	Open new QC 24/02 results acceptable	Yes	Ⓟ
No Trends were identified for any				
analytes for week 22-27/02/2021				
Ⓟ (Signature)				


QC Monitor - Daily Chart

Print Time [03/01/2021 22:45]

Index 02/22/2021 15:59 - 02/27/2021 17:17

Type Serum

105.LDL
Graph




QC Monitor - Daily Chart

Print Time [03/01/2021 22:45]

Index 02/22/2021 15:59 - 02/27/2021 17:17

Type Serum

99.C1
Graph




QC Monitor - Daily Chart

Print Time [03/01/2021 22:45]

Index 02/22/2021 15:59 - 02/27/2021 17:17

Type Serum

73. TBILPC
Graph




QC Monitor - Daily Chart

Print Time [03/01/2021 22:45]

Index 02/22/2021 15:59 - 02/27/2021 17:17

Type Serum

38.CO2
Graph



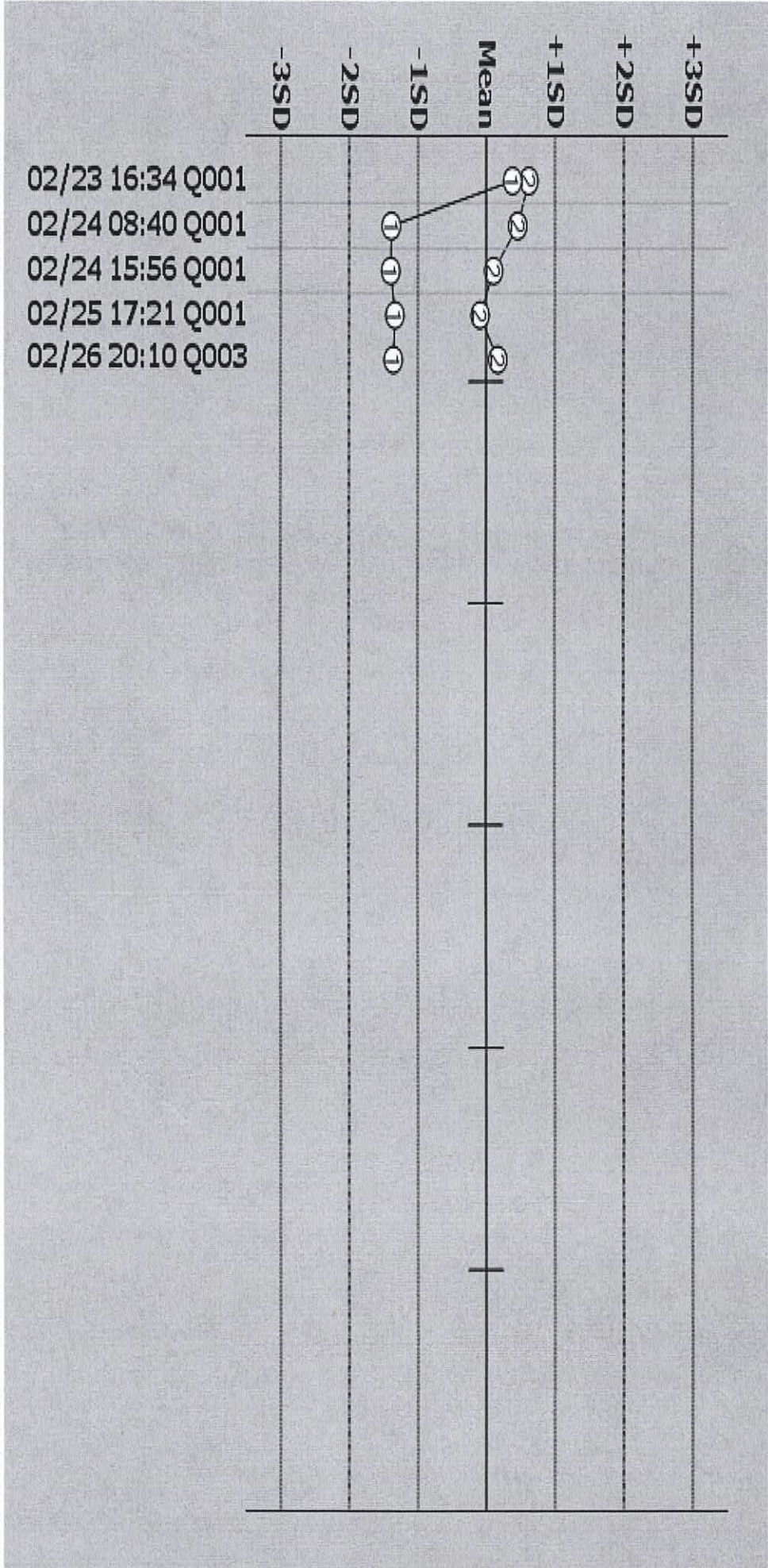
QC Monitor - Daily Chart

Print Time [03/01/2021 22:45]

Index 02/22/2021 15:59 - 02/27/2021 17:17

Type Serum

36.CRE-E
Graph




QC Monitor - Daily Chart

Print Time [03/01/2021 22:45]

Index 02/22/2021 15:59 - 02/27/2021 17:17

Type Serum

33.TP
Graph




QC Monitor - Daily Chart

Print Time [03/01/2021 22:45]

Index 02/22/2021 15:59 - 02/27/2021 17:17

Type Serum

27.HDL
Graph



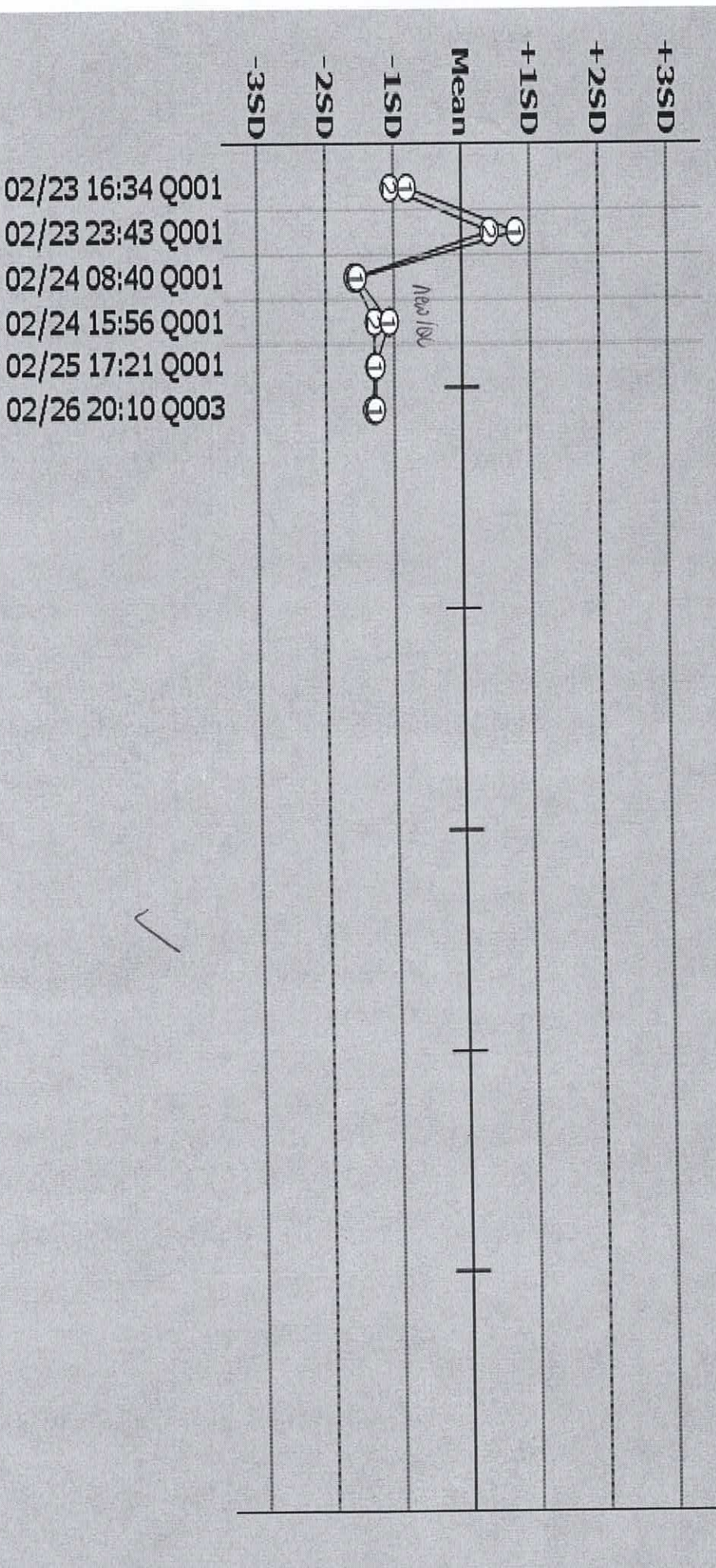
QC Monitor - Daily Chart

Print Time [03/01/2021 22:45]

Index 02/22/2021 15:59 - 02/27/2021 17:17

Type Serum

26. TRIG
Graph



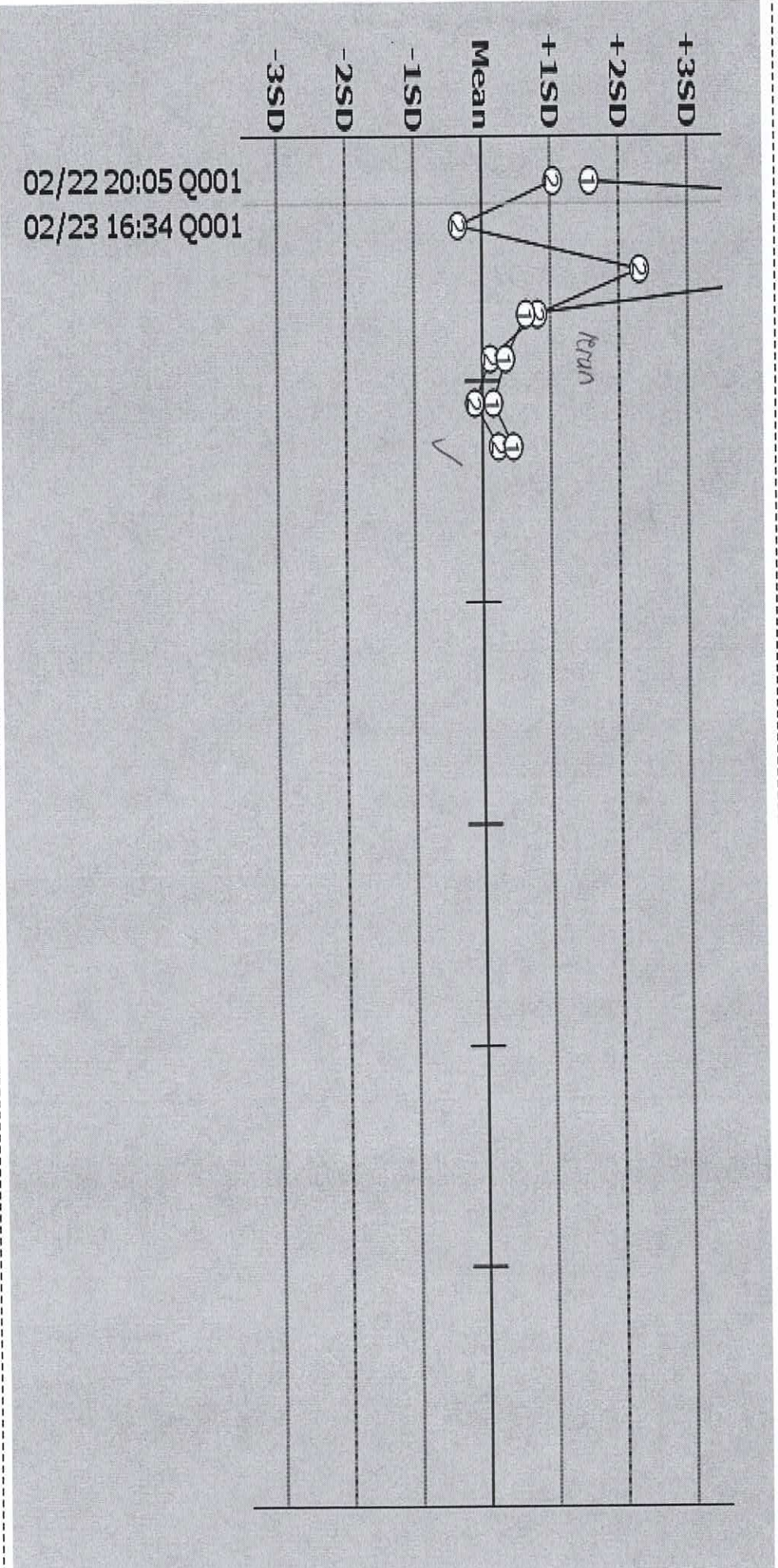
QC Monitor - Daily Chart

Print Time [03/01/2021 22:45]

Index 02/22/2021 15:59 - 02/27/2021 17:17

Type Serum

24.AMY
Graph




QC Monitor - Daily Chart

Print Time [03/01/2021 22:45]

Index 02/22/2021 15:59 - 02/27/2021 17:17

Type Serum

23. GLUC
Graph




QC Monitor - Daily Chart

Print Time [03/01/2021 22:45]

Index 02/22/2021 15:59 - 02/27/2021 17:17

Type Serum

22. UA
Graph




QC Monitor - Daily Chart

Print Time [03/01/2021 22:45]

Index 02/22/2021 15:59 - 02/27/2021 17:17

Type Serum

21.CRP
Graph




QC Monitor - Daily Chart

Print Time [03/01/2021 22:45]

Index 02/22/2021 15:59 - 02/27/2021 17:17

Type Serum

20.TRF
Graph




QC Monitor - Daily Chart

Print Time [03/01/2021 22:45]

Index 02/22/2021 15:59 - 02/27/2021 17:17

Type Serum

19. CK
Graph



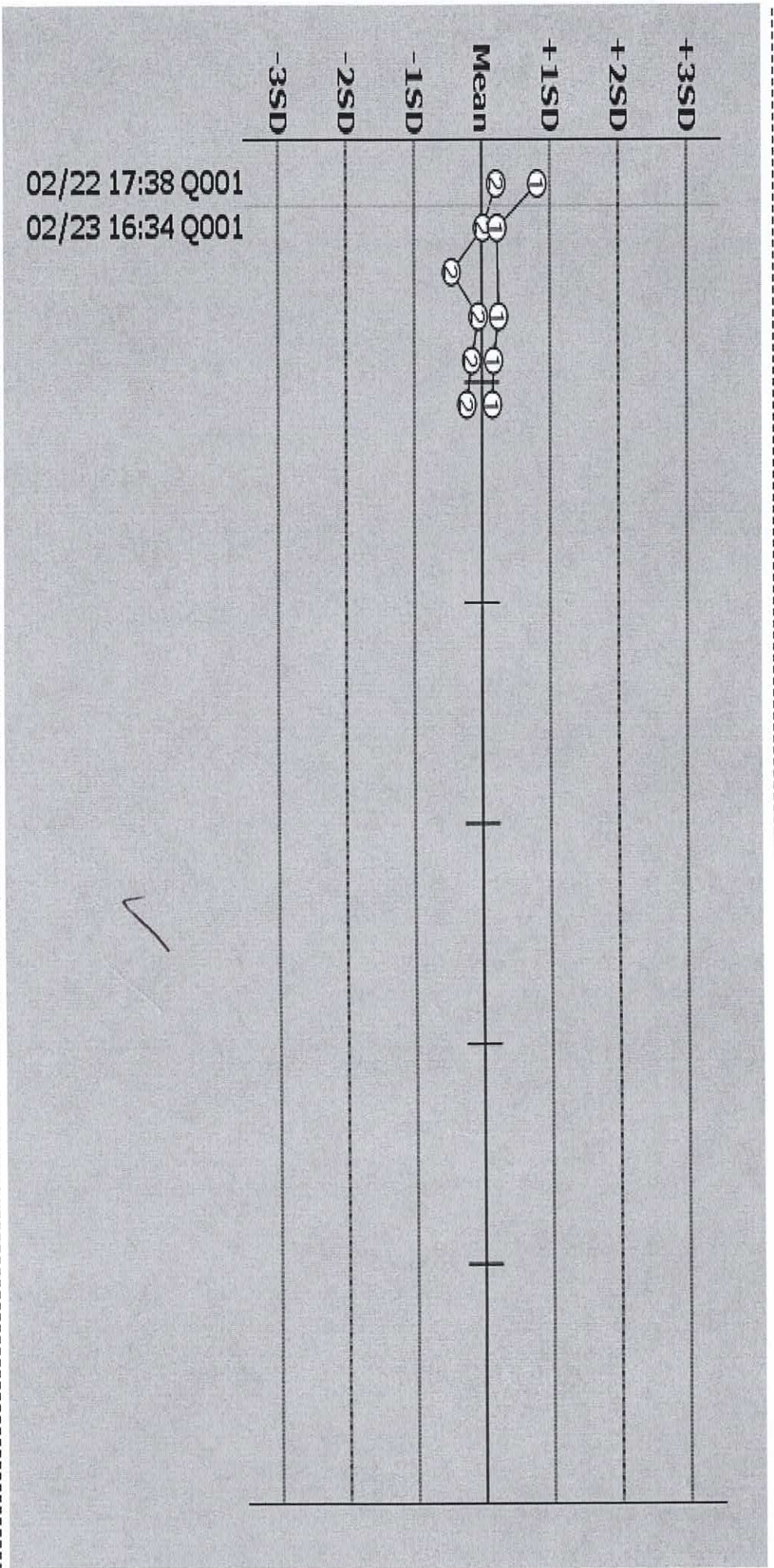
QC Monitor - Daily Chart

Print Time [03/01/2021 22:45]

Index 02/22/2021 15:59 - 02/27/2021 17:17

Type Serum

18.ALP
Graph




QC Monitor - Daily Chart

Print Time [03/01/2021 22:45]

Index 02/22/2021 15:59 - 02/27/2021 17:17

Type Serum

17.GGT
Graph



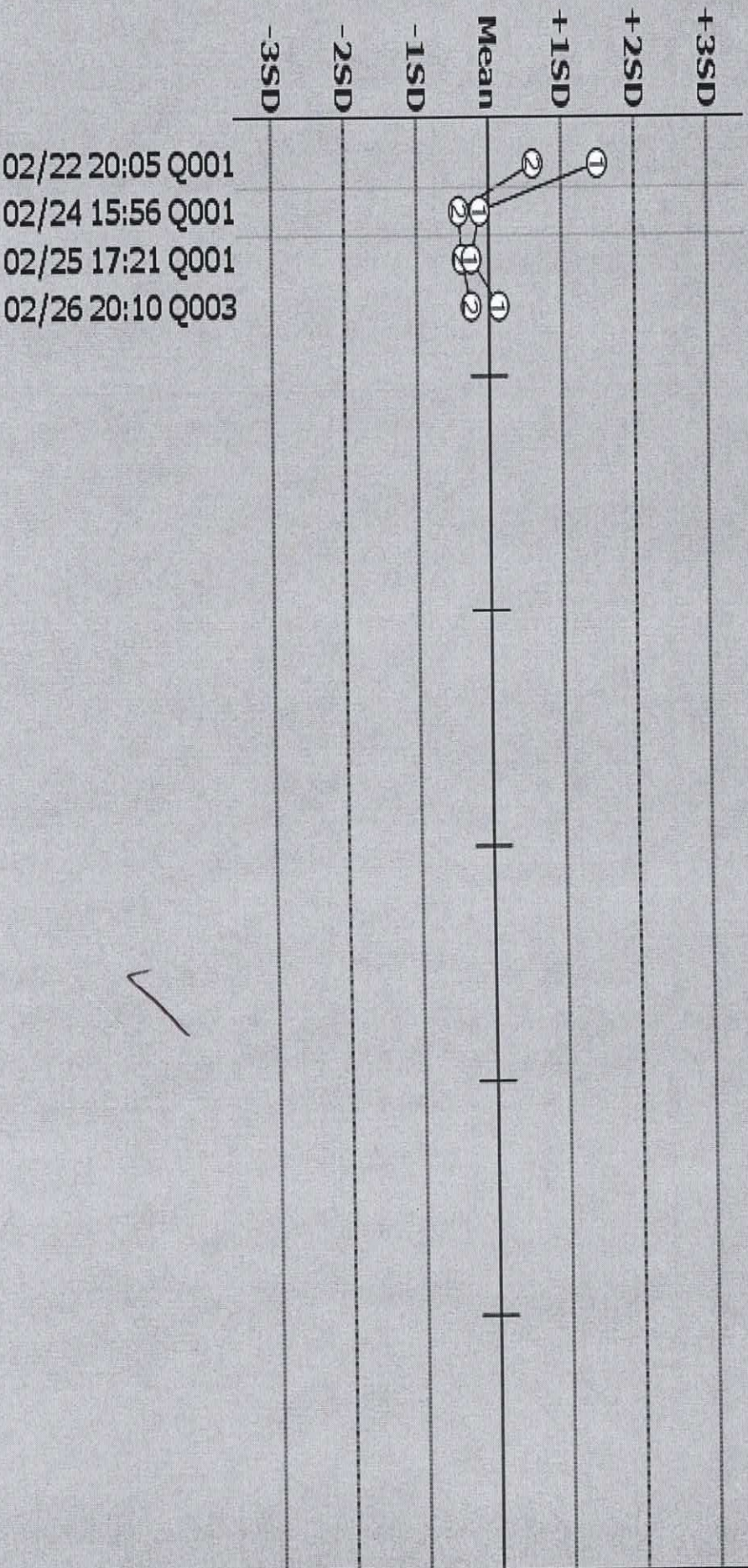
QC Monitor - Daily Chart

Print Time [03/01/2021 22:45]

Index 02/22/2021 15:59 - 02/27/2021 17:17

Type Serum

16.ALT
Graph




QC Monitor - Daily Chart

Print Time [03/01/2021 22:45]

Index 02/22/2021 15:59 - 02/27/2021 17:17

Type Serum

13.ALB
Graph




QC Monitor - Daily Chart

Print Time [03/01/2021 22:45]

Index 02/22/2021 15:59 - 02/27/2021 17:17

Type Serum

12. CA
Graph




QC Monitor - Daily Chart

Print Time [03/01/2021 22:45]

Index 02/22/2021 15:59 - 02/27/2021 17:17

Type Serum

8. P04
Graph



QC Monitor - Daily Chart

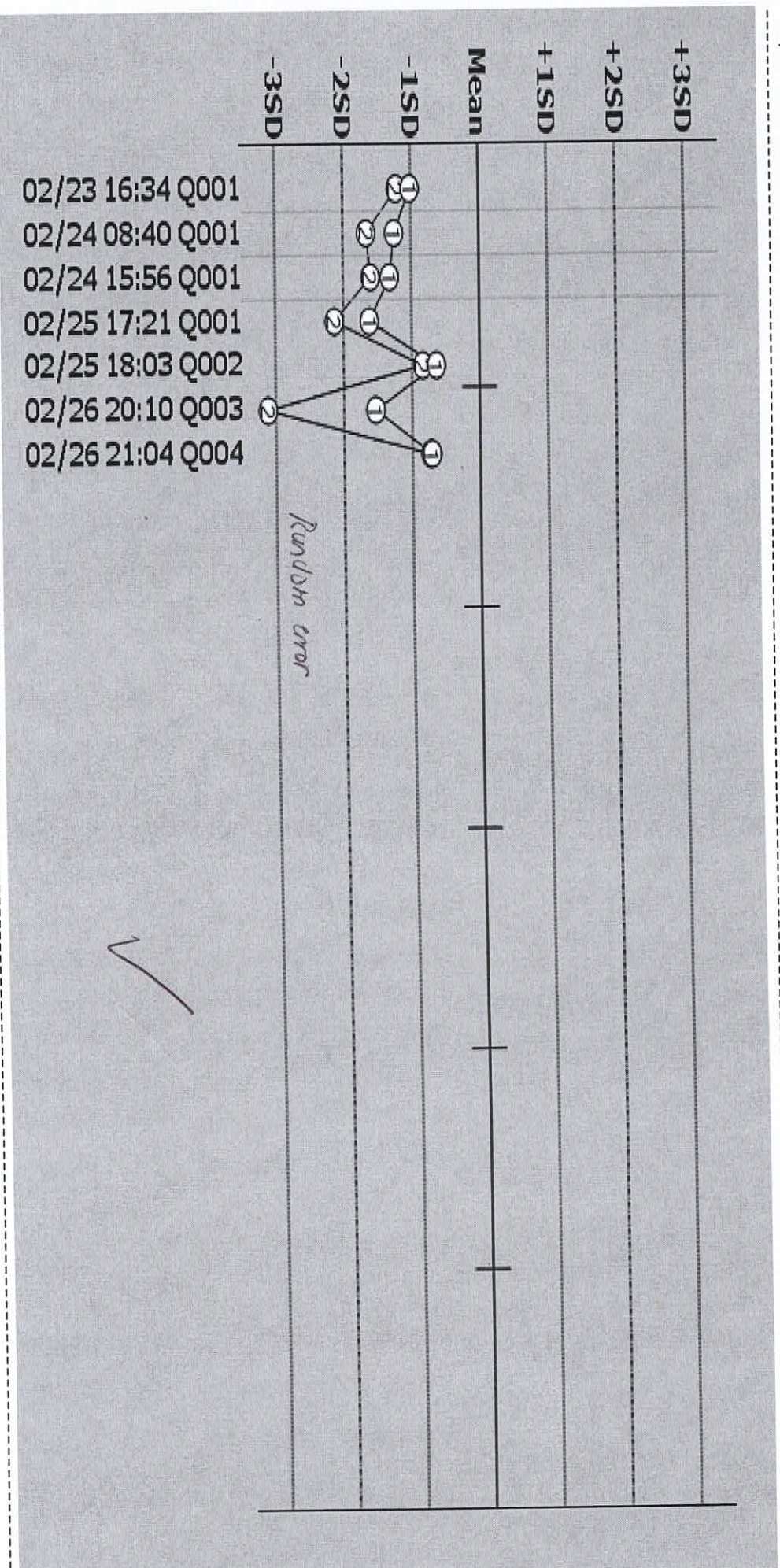
Print Time [03/01/2021 22:45]

Index 02/22/2021 15:59 - 02/27/2021 17:17

Type

Serum

6.MG
Graph



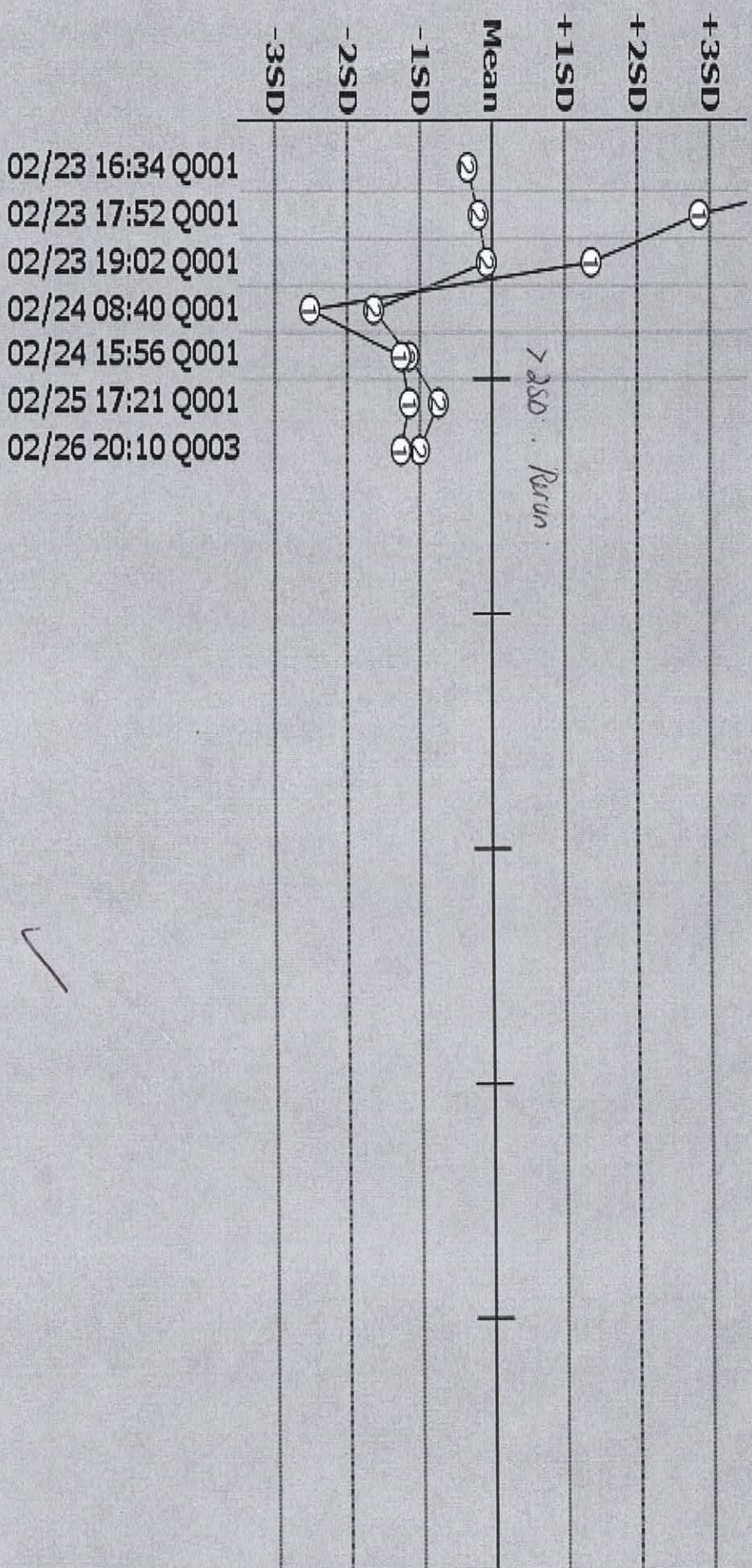
QC Monitor - Daily Chart

Print Time [03/01/2021 22:45]

Index 02/22/2021 15:59 - 02/27/2021 17:17

Type Serum

4. FE
Graph

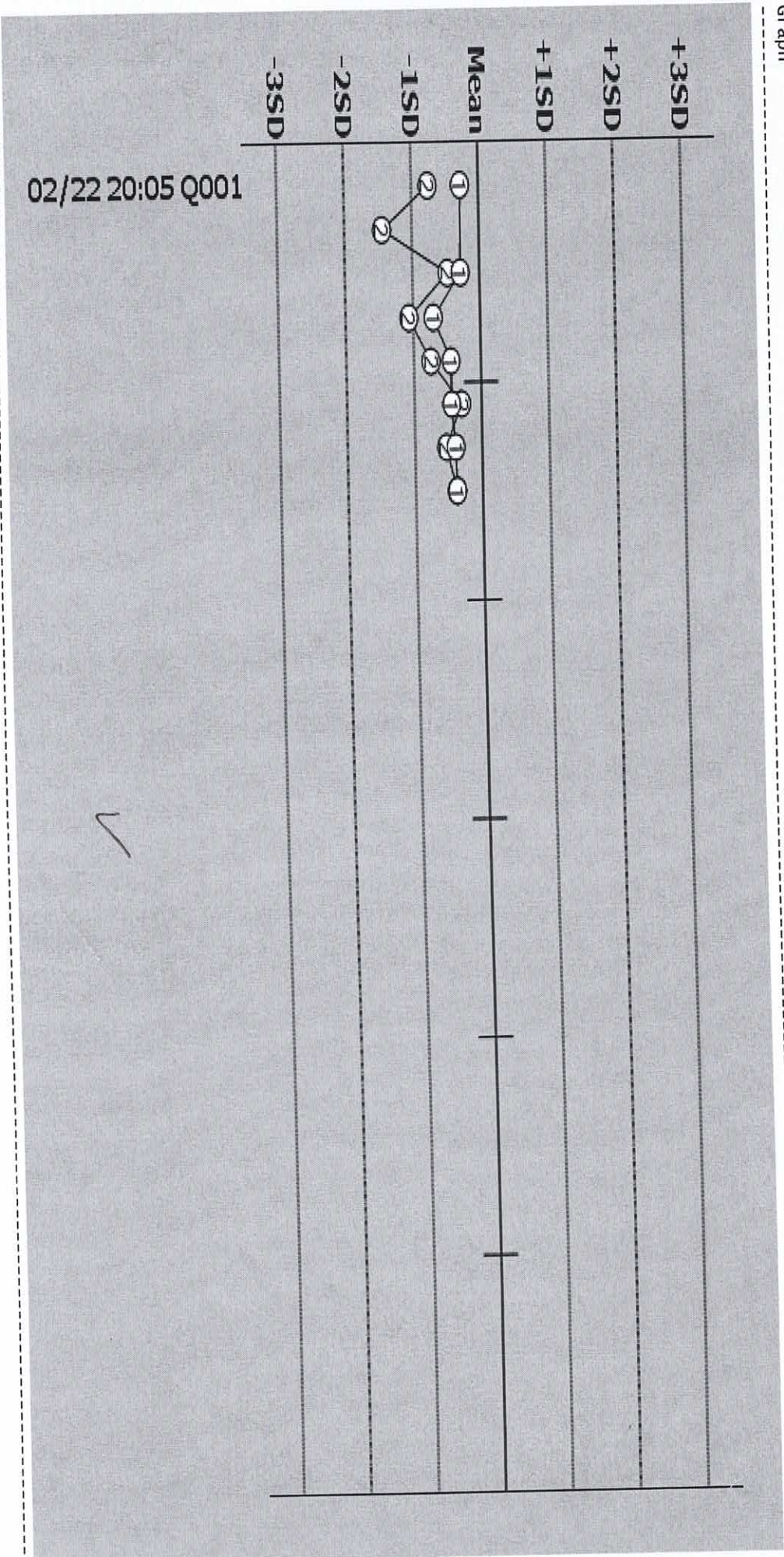


QC Monitor - Daily Chart


Index 02/22/2021 15:59 - 02/27/2021 17:17

Type Serum

3. BUN
Graph



2.RF
Graph



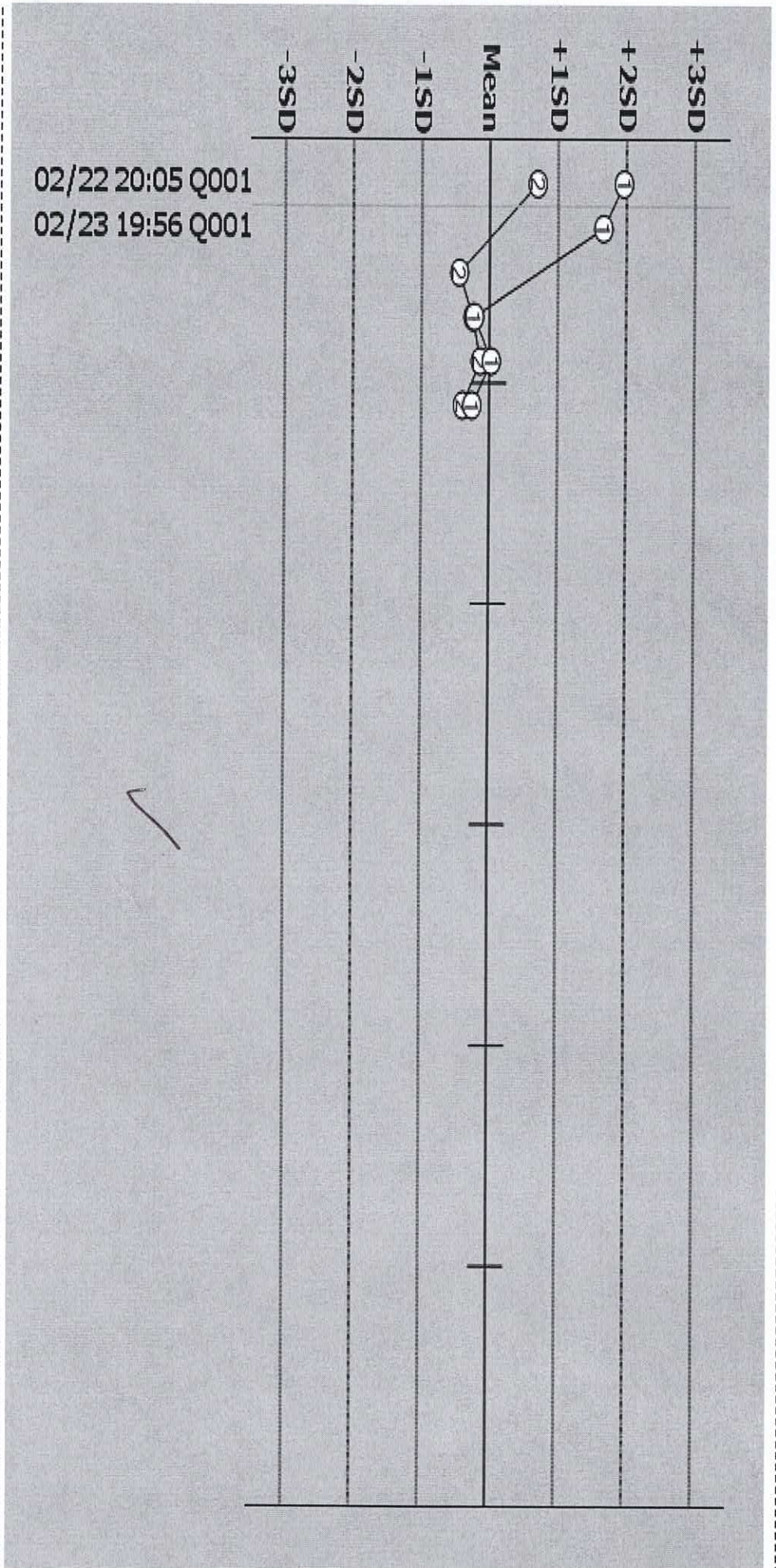
QC Monitor - Daily Chart

Print Time [03/01/2021 22:45]

Index 02/22/2021 15:59 - 02/27/2021 17:17

Type Serum

34.AST
Graph




QC Monitor - Daily Chart

Print Time [03/01/2021 22:45]

Index 02/22/2021 15:59 - 02/27/2021 17:17

Type Serum

35.CHOL
Graph



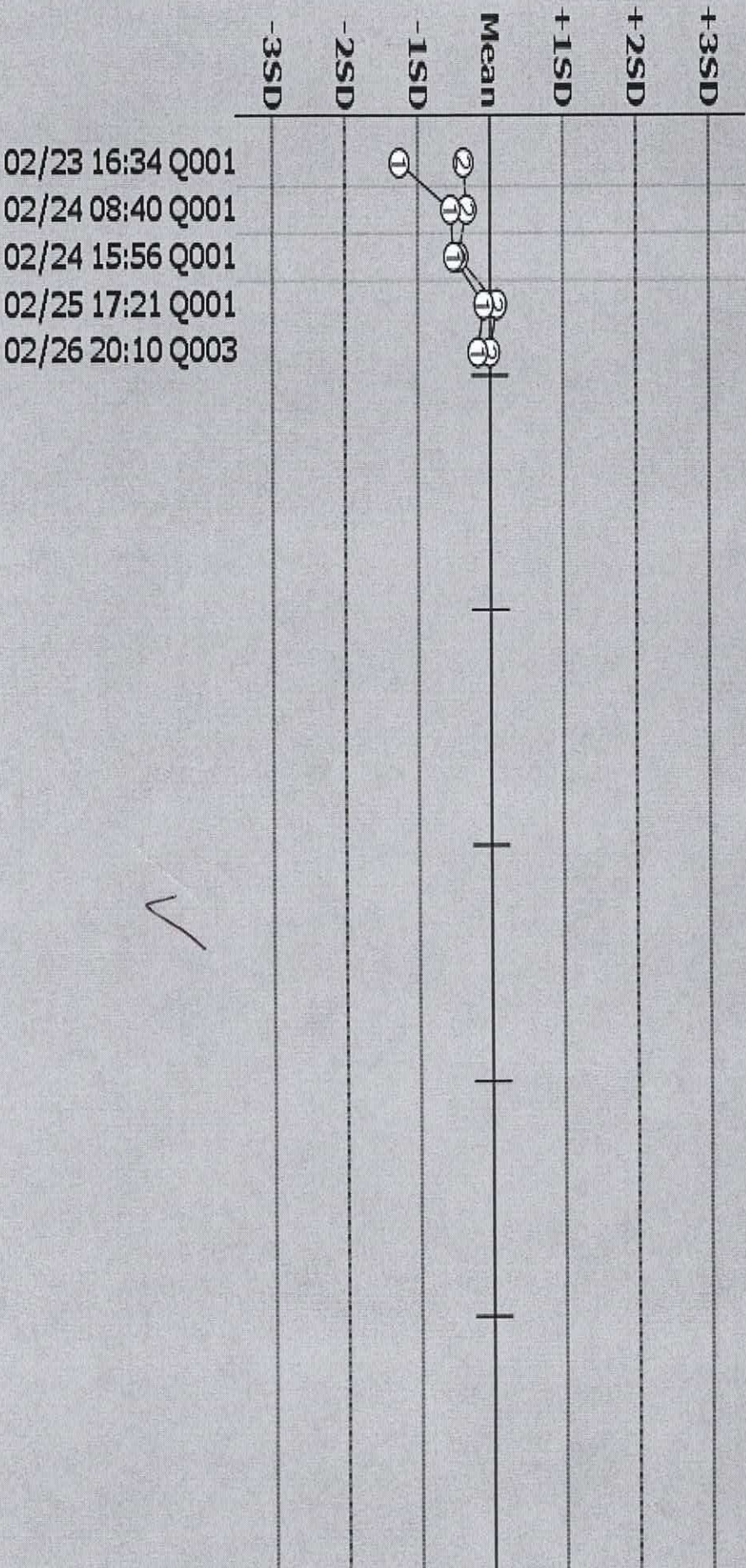
QC Monitor - Daily Chart

Print Time [03/01/2021 22:45]

Index 02/22/2021 15:59 - 02/27/2021 17:17

Type Serum

71.DBILPC
Graph




QC Monitor - Daily Chart

Print Time [03/01/2021 22:45]

Index 02/22/2021 15:59 - 02/27/2021 17:17

Type Serum

97. Na
Graph



QC Monitor - Daily Chart

Index 02/22/2021 15:59 - 02/27/2021 17:17

Type

Serum

98.K
Graph

